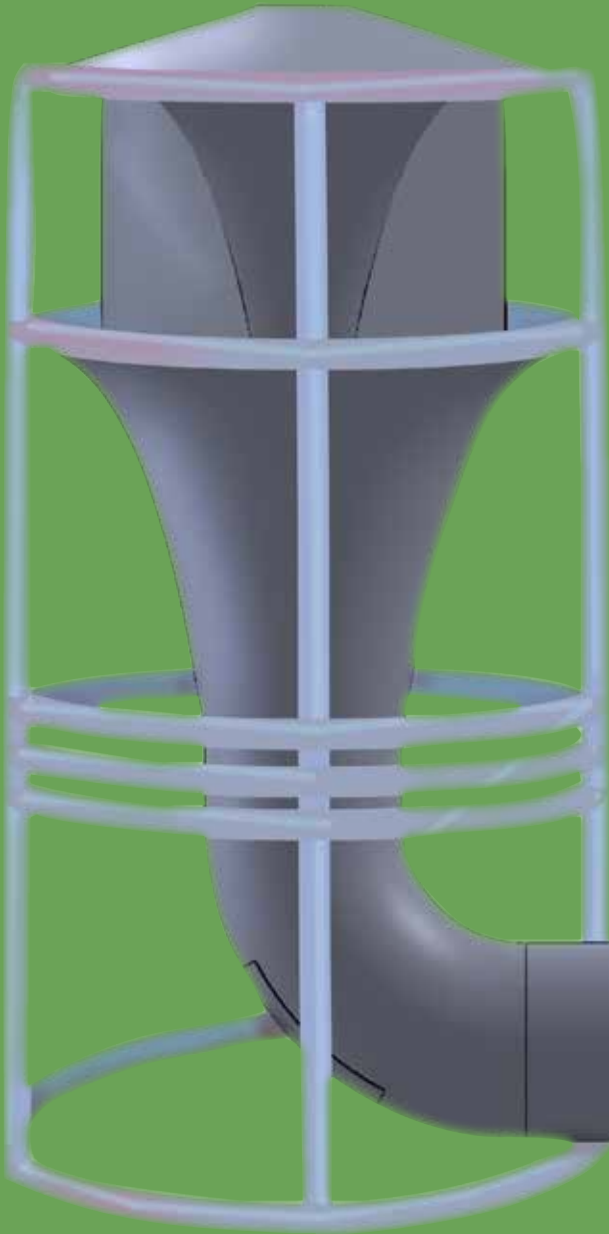


SheerWind's INVELOX Simba is ideal for communities, small townships, industrial parks, mining plants, retail stores, or industrial plants. Increasing the output of traditional turbines, INVELOX captures, concentrates and accelerates wind to increase capacity factor.




Capture, accelerate, concentrate. These three words express the essence of SheerWind's approach to wind power. The name INVELOX comes from this dedication to INcreasing the VELOCITY of wind. What the technology produces—energy that is affordable, abundant, safe, and clean—is nothing short of revolutionary.

INVELOX funnels wind energy to ground-based generators. Wind is captured with a funnel and directed through a tapering passageway that naturally accelerates its flow. This stream of kinetic energy then drives a generator that is installed safely and economically at ground level.

Bringing the airflow from the top of the tower to ground level allows for greater power generation with much smaller turbine blades. It also allows for networking, allowing multiple towers to direct energy to the same generator. The unit is about 50% shorter than traditional wind towers and uses a ground-based turbine with blades that are 84% smaller.

Our units are designed to respond to increasing power demands by allowing multiple turbines to be installed in a single INVELOX unit.



143 Jonathan Blvd. North
Suite 200
Chaska, MN 55318-2348
T: 952 556 0173
F: 952 556 0174



SHEERWIND
Changing the Course
of Power Generation



TECHNOLOGY:

- SheerWind’s innovative wind delivery system, INVELOX
- Utilizes state of the art and commercially available turbines, generators, and control box
- No noise, optical flickering, no radar cross section, minimum or no negative impact to wildlife, no negative influence on human health
- Omni-directional intake with no yaw system required
- Auto wind speed control
- 50kW ABB power inverter
- Remote performance monitoring (optional)

APPLICATIONS:

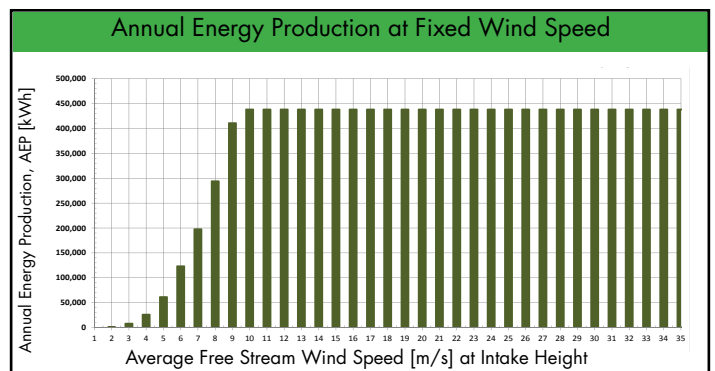
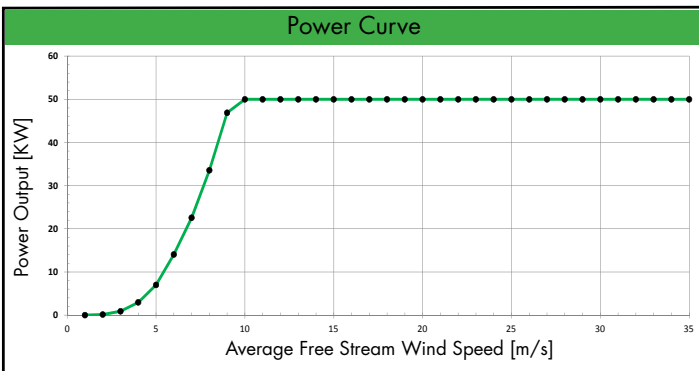
- Communities
- Industrial parks
- Retail stores
- Small townships
- Mining plants
- Industrial plants

PERFORMANCE:

- Nameplate Power: 50kW at 27 mph (12 m/s)
Upgradeable to 175 kW
- Peak Power: 90kW
Upgradeable to Peak Power of 175 kW
- AEP (Annual Energy Production): 438,000 kWh @ 27 mph (12 m/s)
Upgradeable to 1,490,000 kWh
- Speed Ratio: 3.5
- Cut-in Wind Speed: 2 mph (1 m/s)
- Cut-out Wind Speed: None
- Furling Wind Speed: None
- Maximum Design Wind Speed: 157 mph (70 m/s)
- Nominal Rotor Speed: 0 – 3,300 rpm

ELECTRICAL & MECHANICAL:

- Type: 3-blade upwind, horizontal axis
- Rotor Diameter: 7.2 ft (2.2 m)
- Weight: 280 lb (127 kg)
- Gearbox: None
- Over Speed Protection: Speed control, limit to 15m/s
- Temperature Range: -40 to 140 F (-40 to 60 C)
- Tower:
 - Guyed and Non-Guyed
 - Height (Center of Intake to Ground): 92–98 ft (28-30 m)
 - Total Height (Top of Intake to Ground): 107 ft (32.6 m)
 - Intake Diameter 56.8 ft (17.3 m)
 - Ground length: 80 ft (24.4 m)
 - Intake Type: Omni-directional
- Generator: 50kW, Permanent Magnet
- Inverter: 60kW, outdoor rated
- No of Turbine-Generator Sets: 1
- Remote Monitoring (Optional): via internet and smart phone



143 Jonathan Blvd. North
Suite 200
Chaska, MN 55318-2348
T: 952 556 0173
F: 952 556 0174

